



lumini Solucoes em Iluminacao LTDA
www.lumini.com.br
Email:laboratorio@lumini.com.br
Tel:+55 11 3437-5555 Fax:+55 11 3437-5555
Address:Rua Ferreira Viana, 716 - Socorro - São Paulo/SP

lumini

LumCAT:

Luminaire: rocket sm ext cnp fa

LampCAT: modulo led tr 9W 27K irc 90

Ballast type:

Report No:

Voltage(V): 127.0000

Test No:

Current(A): 0.0680

Number of Lamps: 1

Power (W): 8.6300

Lamp flux(lm): 329.0

PF: 0.4300

Length(mm): 60

Width(mm): 60

Phm Type: C

Height(mm): 0

Photometric Results

Lumens(lm): 212.69, Efficiency(%): 64.65% , Luminous Efficacy(lm/W): 24.65

Central intensity(cd): 306.037, Maximum intensity(cd): 306.037

Angle of maximum intensity: $C=0.0$ $\gamma=0.0$

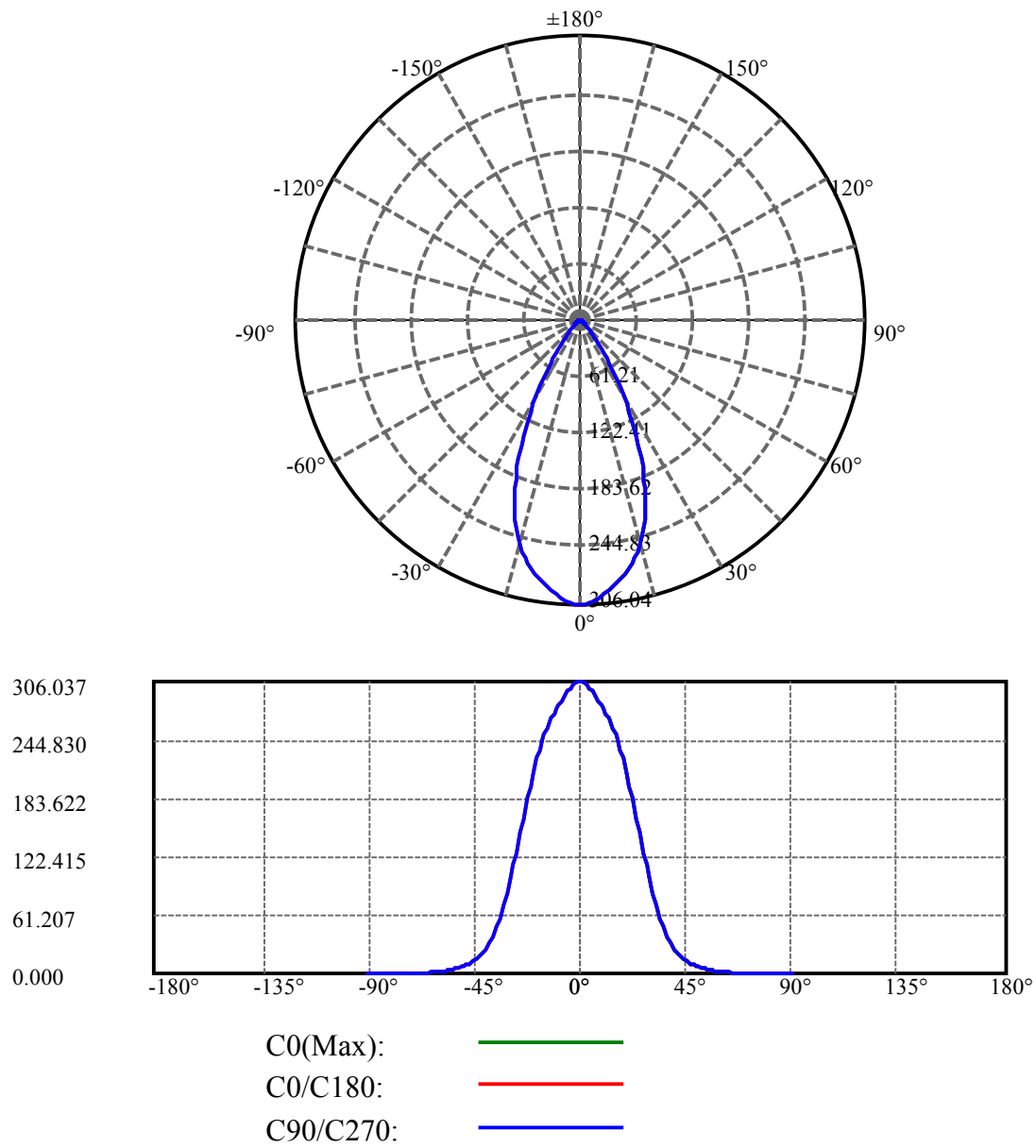
Beam angle of C0 plane : 49.38

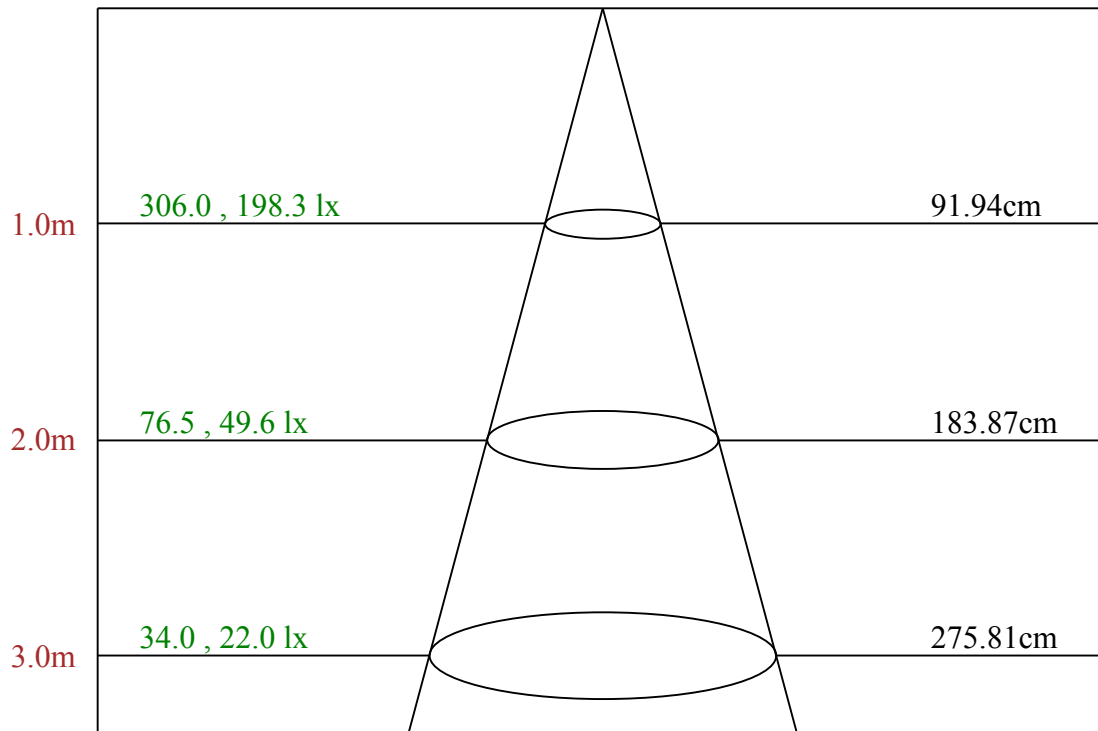
Aveage BeamAngle(IEC 61341):49.38

Equipment:
Temperature(°C): 25.5

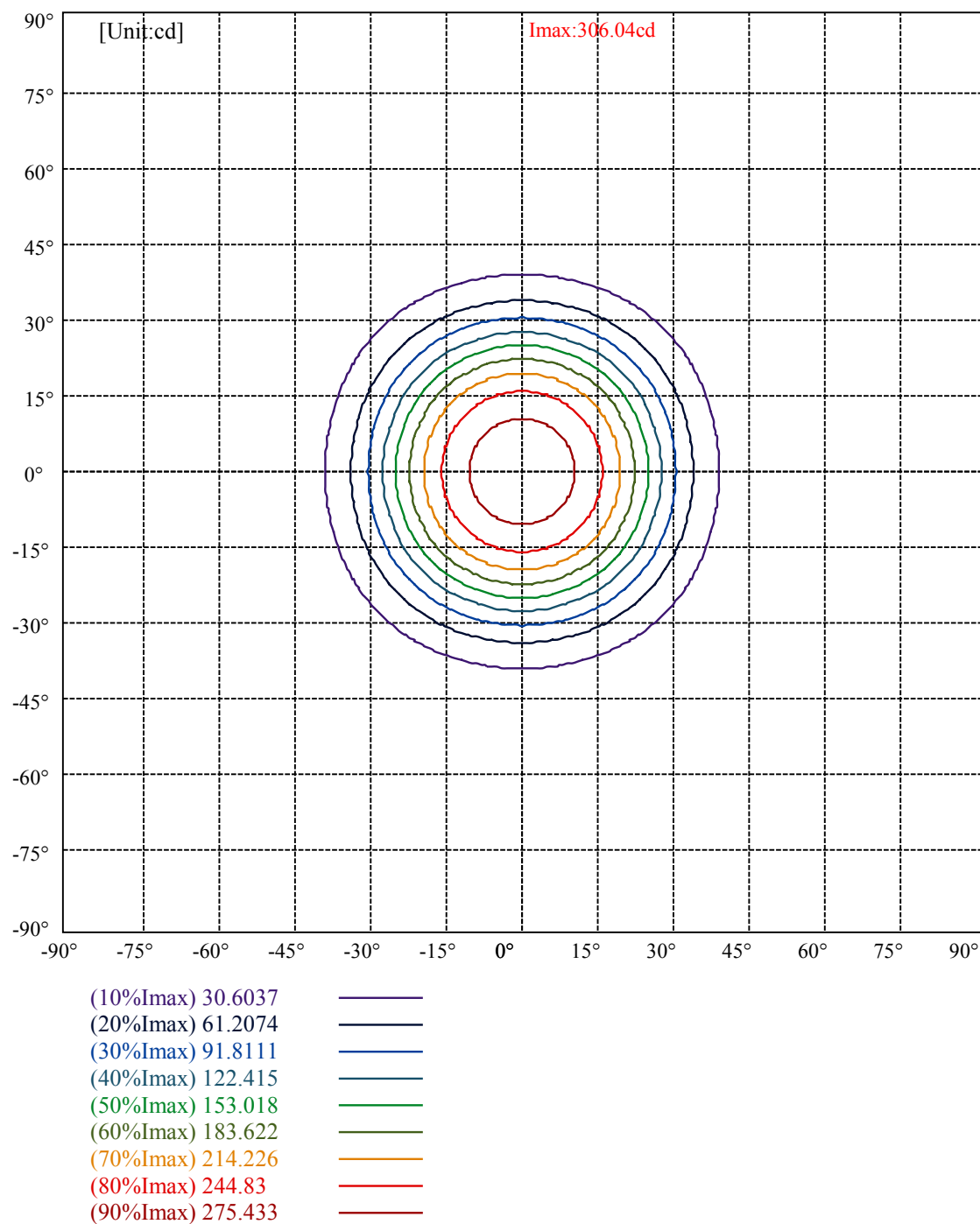
Date: 8/30/2024
Humidity(%): 55.0%

Operator:
Distance(m): 1.00





Max , Ave Beam angle of C0 plane 49.38



Luminance Table

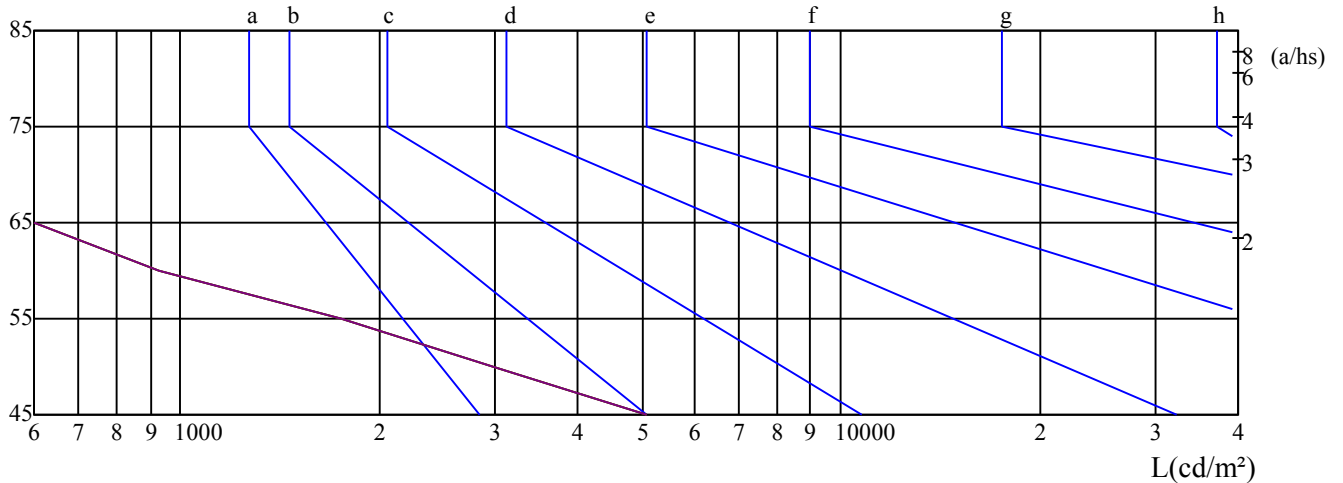
γ	45	50	55	60	65	70	75	80	85
C0	5068	2983	1752	926	532	542	664	990	1820
C45	5068	2983	1752	926	532	542	664	990	1820
C90	5068	2983	1752	926	532	542	664	990	1820

L(Hor)(65)	L(Ver)(65)	L45(65)	L(Hor)(75)	L(Ver)(75)	L45(75)	L(Hor)(85)	L(Ver)(85)	L45(85)
532	532	532	664	664	664	1820	1820	1820

Glare Table

Glare	Quality	Service Values Illuminance(lx)							
1.15	A	2000	1000	500	≤ 300				
1.5	B		2000	1000	500	≤ 300			
1.85	C			2000	1000	500	≤ 300		
2.2	D				2000	1000	500	≤ 300	
2.55	E					2000	1000	500	≤ 300
		a	b	c	d	e	f	g	h

Luminance Limiting Curve

 $\gamma(^{\circ})$ 

C0 ———

C45 ———

C90 ———

Illumination assessment according UGR											
Rf of Ceiling	70	70	50	50	30	70	70	50	50	30	
Rf of Wall	50	30	50	30	30	50	30	50	30	30	
Rf of Floor	20	20	20	20	20	20	20	20	20	20	
Room dimensions		Viewed crosswise					Viewed endwise				
X	Y										
2H	2H	13.30	14.29	13.66	14.60	14.91	13.30	14.29	13.66	14.60	14.91
	3H	13.14	14.01	13.52	14.35	14.69	13.14	14.01	13.52	14.35	14.69
	4H	13.07	13.88	13.47	14.23	14.60	13.07	13.88	13.47	14.23	14.60
	6H	13.06	13.80	13.48	14.18	14.58	13.06	13.80	13.48	14.18	14.58
	8H	13.05	13.75	13.47	14.14	14.54	13.05	13.75	13.47	14.14	14.54
	12H	13.07	13.74	13.49	14.13	14.55	13.07	13.74	13.49	14.13	14.55
4H	2H	13.03	13.84	13.43	14.20	14.56	13.03	13.84	13.43	14.20	14.56
	3H	12.85	13.53	13.28	13.92	14.34	12.85	13.53	13.28	13.92	14.34
	4H	12.84	13.42	13.28	13.85	14.30	12.84	13.42	13.28	13.85	14.30
	6H	12.84	13.35	13.31	13.80	14.26	12.84	13.35	13.31	13.80	14.26
	8H	12.89	13.36	13.37	13.82	14.29	12.89	13.36	13.37	13.82	14.29
	12H	13.00	13.44	13.49	13.89	14.41	13.00	13.44	13.49	13.89	14.41
8H	4H	12.68	13.16	13.17	13.62	14.09	12.68	13.16	13.17	13.62	14.09
	6H	12.73	13.12	13.24	13.60	14.11	12.73	13.12	13.24	13.60	14.11
	8H	12.89	13.21	13.42	13.74	14.23	12.89	13.21	13.42	13.74	14.23
	12H	13.11	13.36	13.65	13.88	14.40	13.11	13.36	13.65	13.88	14.40
12H	4H	12.65	13.08	13.14	13.54	14.06	12.65	13.08	13.14	13.54	14.06
	6H	12.76	13.08	13.29	13.61	14.10	12.76	13.08	13.29	13.61	14.10
	8H	12.90	13.16	13.45	13.67	14.20	12.90	13.16	13.45	13.67	14.20
Variation with the observer position at spacings:											
S = 1.0H		4.4/-6.5					4.4/-6.5				
S = 1.5H		6.9/-7.8					6.9/-7.8				
S = 2.0H		8.7/-6.8					8.7/-6.8				
Standard tables:		BK1					BK1				
Uncorrected UGR		-5.2					-5.2				

依据CIE Publ. 117 计算 UGR, S/H = 0.25